

Confidence and risk on the Internet¹

William H. Dutton and Adrian Shepherd
Oxford Internet Institute, Oxford University

While the Office of Science and Technology commissioned this review, the views are those of the authors, are independent of Government and do not constitute Government policy.

1 INTRODUCTION

Trust in the Internet and related information and communication technologies (ICTs) – cyber trust – could be critical to the successful development of e-services ranging from electronic public service delivery to e-commerce. This paper is anchored in a study conducted in the summer of 2003 that explored trust in cyberspace. This Oxford Internet Survey (OxIS) was conducted by the Oxford Internet Institute (OII) based on a multi-stage random sample of the population of Great Britain aged 14 and upward. The sample was designed so that the results of the survey could be projected to the country as a whole. It provides important new evidence that helps to illuminate the concept of trust and the determinants of its relationship to the Internet.

The paper begins with an overview of these concepts. After describing the methodology and findings of the OxIS survey, analyses of the survey are drawn on to explore and refine key cyber trust issues. The potential for its findings to assist in shaping future directions for research and cross-disciplinary collaboration is discussed in the concluding section.

It is argued that cyber trust should be seen as referring to the everyday view of trust in general, as a confident expectation. In the case of cyber trust, this relates to expectations about the reliability and value of the Internet and related ICTs, such as the equipment, people and techniques essential to the use of online services.

The OxIS survey reveals wide variations in cyber trust between individuals in Britain. Few exhibit a blind faith in the Internet and all that it offers, but most people are reasonably confident, if guarded, in the information and people they are able to access over the Internet. Well over half (59 per cent) of the respondents to the OxIS use the Internet, suggesting that there is sufficient trust to support the continued diffusion of this technology, despite a general awareness of the potential risks entailed in exposure to unwanted mail, viruses and other potential risks. Variation across individuals in their levels of cyber trust supports the view that the Internet is an ‘experience’ technology. Generally, experience on the Internet tends to engender a higher level of cyber trust.

There are two general categories of cyber trust, which we have labelled ‘Net-confidence’ and ‘Net-risk’, that can assist in analyses of cyber trust. Specifically, they have helped this analysis of survey data show that: (i) users of the Internet have more certainty and more confidence in the information and people they can access through the technology than do non-users, with many non-users having no opinion about its trustworthiness; and (ii) greater proximity to the Internet tends to instil more trust, to some extent (where ‘proximity’ is indicated by the use of the Internet over more years, in more ways and with greater expertise). Trust appears to shape use of the Internet. Specifically, the presence of cyber trust is positively associated with the use of the World Wide Web for e-commerce. However, those who use the Internet more, for example, for online shopping, are somewhat more likely to expose themselves to spam email and other bad experiences, which tend to undermine trust in the Internet and raise concerns over the risks.

Individuals with more formal education tend to be somewhat more sceptical of the information and people accessible on the Internet, but also somewhat less concerned about the risks entailed with Internet use. Therefore, education and exposure to the Internet might offer a general strategy for coping with the risks and threats to the trustworthiness of the technology. However, since education and exposure to the Internet and ICTs are skewed towards higher socio-economic groups, these strategies could reinforce the ‘digital divide’ in access to the Internet over time. This threat is somewhat diminished by the fact that the Internet is becoming so widely accessible in Britain, but advances such as broadband Internet will continue to raise issues of the digital divide in access and trust. The manner in which bad experiences on the Internet can undermine cyber trust

William Dutton and Adrian Shepherd

suggests that initiatives to enhance the trustworthiness of the Internet are warranted. However, these efforts will create a tension, competing against other values such as privacy or access, which could be threatened by some trust-enhancing services.

2 THE SOCIAL DYNAMICS OF CYBER TRUST

The Internet, World Wide Web and related ICTs 'reconfigure access' to information, people, services and technologies (Dutton 1999; Dutton et al. 2003).² The use of the Internet, for example, not only enables people to get information, communicate with others, obtain services and use technologies in new ways, but it also reconfigures what users know, who they know and stay in touch with, what know-how they need, what they consume – and when and where they acquire and consume it.

This paper is based on the Oxford Internet Institute's OxIS national survey of Great Britain, which focused on the use and non-use of the Internet. Conducted in May and June 2003, it found that nearly 60 per cent of a probability sample of individuals (14 years or older) said they used the Internet.³ This represents a substantial increase over previous estimates of Internet access in Britain, suggesting that trust in the Internet remains high enough to continue supporting its diffusion. Trust in this new online cyberspace might well shape a person's decision to go online. It is also likely to shape what is done online, such as whether a person shops and banks electronically or cyberchats with others (Urban and Sultan 2000). In turn, users' experiences on the Internet might then raise or lower their level of cyber trust. However, there are many unanswered questions related to cyber trust.

- How much (dis)trust does the public place in cyberspace – the Internet's world of information, people, services and technologies?
- How does cyber trust shape use of the Internet?
- Does use of the Internet enhance or undermine that trust over time and with what effect on subsequent patterns of (non)use?
- How do different social contexts (for example, generational, educational and geographic) affect issues of trust and the design and use of trust-enhancing products, services and frameworks?
- How do skills in accessing, managing and interpreting information on the Web and engaging in social interactions through the Internet, affect trust outcomes in relation to e-commerce?

2.1 Cyber Trust and its Determinants

Trust is a broad concept with application across many disciplines and subject areas, but with no commonly agreed definition. A review of the economic literature on trust found that the existence of uncertainty was one factor present in most definitions of trust (Guerra et al. 2003).

For example, a strict definition by some economists reads: "a person trusts someone to do X if she acts on the expectation that he will do X when both know that two conditions obtain: if he fails to do X she would have done better to act otherwise, and her acting in the way she does gives him a selfish reason not to do X" (Bacharach and Gambetta 2001, p. 150). Within this definition, the people displaying or acting in trust – the trustors – must put themselves in a position where they would be worse off should their trust be violated. Furthermore, the people they trust – the trustees – should have some temptation to violate that trust. This creates uncertainty about the behaviour of both parties, providing economists with an interesting case of decision-making under uncertainty.

However, conventional definitions of trust do not entail all of these conditions of uncertainty, exposure and temptation. The most conventional usage defines trust as "[...] a firm belief in the reliability or truth or strength etc. of a person or thing. [...] a confident expectation. [...] reliance on the truth of a statement etc. without examination" (*Oxford English Dictionary*). For example, when someone says they do not trust a story in the newspaper, they might mean that they are uncertain about its truthfulness, or they might be certain that it is biased or otherwise misleading. People define trust to suit their own perceptions and needs, not as economists, sociologists, political scientists or other social scientists might wish to define it. For this reason, survey research on trust needs to adopt the broad, conventional conceptual definition of a 'confident expectation' and specify it operationally by responses to particular survey questions. This definition has, therefore, been adopted for the study reported here.

William Dutton and Adrian Shepherd

On the assumption that ICTs might undermine the trust of their users, and prevent people from obtaining services over the Internet, many current and potential technology producers, providers and publishers are putting effort into technical, legal and social approaches to enhancing trust in online products and services, such as in devising e-commerce 'trustmarks' (Guerra et al. 2003). It is therefore important to understand the factors that shape trust in cyberspace in order to assess the merit of these initiatives and determine whether they are aimed at the right problems.

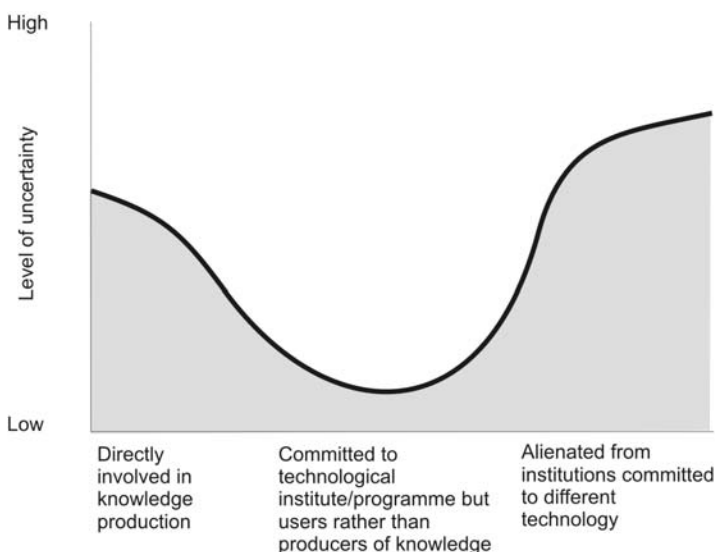
2.1.1 Trust deficits

A key assumption is that computer-mediated communication, such as over the Internet, will undermine trust because it eliminates face-to-face interaction. However, empirical evidence relating to the impact of ICTs on trust is still sparse and contradictory. For instance, some researchers (for example, Wallace 2001) argue that trust might be undermined in electronic interactions and transactions because the reduced communication channel makes it harder to observe vital non-verbal physical cues, such as facial expressions and body language, which have traditionally been viewed as the prime means used by people to detect deceit. On the other hand, despite decades of research, there is no definitive research on the impact of different media – audio-only, video, computer-mediated communication and a mix of media – on one's trust in another person involved in interpersonal communication.⁴ Moreover, there are strong arguments that trust can be enhanced by making effective use of the vast amount of information and new forms of online social networks available through Internet-based interactions (for example, Ben-Ner and Putterman 2002).

2.1.2 Factors shaping trust in the Internet: The certainty trough

As features of online communication could erode or enhance trust, it would be valuable to understand what factors, if any, can ensure that users place the appropriate level of trust in this technology. Trust as conventionally defined is closely connected with a greater level of certainty or confidence in the reliability and security of the Internet, so it is likely that trust will be enhanced as a person learns more about the technology. However, information can create, rather than reduce, uncertainty. Donald MacKenzie's (1999: 43-46) research posited a curvilinear relationship between information and certainty, which he called a certainty trough (Figure 1).

Figure 1 The certainty trough



Source: Adapted from MacKenzie (1999, p. 43).

At one extreme in Figure 1, those most socially distant from the Internet, with no knowledge of the technology or its use, are likely to be alienated from the technology and least certain about its role (MacKenzie 1999). Those people who learn more about the Internet, for instance, by becoming a user, might obtain a higher level of certainty and trust in the technology. At the opposite extreme,

William Dutton and Adrian Shepherd

those who are socially closest to the Internet – for example, web developers and content producers, and other ICT professionals – are likely to gain knowledge from which they have learned to have a higher level of uncertainty, as they understand the complex issues surrounding online reliability, security and privacy.⁵

The concept of a certainty trough not only challenges linear notions of the relationship between proximity and trust, but also raises questions about the appropriate level of trust. The most informed users and the producers might be less, rather than more, trusting. Scepticism or uncertainty can be positive. Of course, total trust or blind faith in technology could be risky.

However, proximity is one of many social and institutional factors that could play an important role in determining perceptions of trust.⁶ So it is essential to understand how perceptions of trust might be modified or explained by different social backgrounds and contexts, whether generational, educational or geographic, which might yield patterned responses to the same technology, or technological risks in general.

It is critical that government, industry, business and other organized groups respond to concerns over trust with an understanding anchored in empirical research. Debate over cyber trust is long on speculation and competing conventional wisdom, but short on real data on the public's actual perception of the Internet and trust in cyberspace. For example, one Luxembourg Minister argued: "... consumers are still reluctant to purchase on the net and want these virtual transactions to have the same level of guarantee as those carried out in traditional commerce".⁷ He goes on to posit that: "... trustmarks, certificates, labels, on-line disputes resolution ... will re-establish consumer confidence".

Much additional evidence and analysis is needed to gain more reliable insights into how Internet users and non-users differ in their levels of cyber trust, and how that shapes their involvement in e-commerce and other online activities. These and related issues are developed in this analysis within the broader context of research and understanding of the personal, social, institutional and economic changes tied to the growing use of the Internet and related ICTs.

3 TRUST IN CYBERSPACE: LEARNING LESSONS FROM EXPERIENCE ONLINE

3.1 Research on Trust in the Internet

Although the Internet emerged in the 1970s as the ARPANET, its widespread use and the growing interest in e-commerce and cyber trust are much more recent phenomena. Few robust, in-depth and long-term studies of trust in the Internet are therefore available. However, some recent studies – mainly based on the US case – are developing an empirical base for grounding speculation about the use and implications of the technology (Lohse et al. 2000; Lunn and Suman 2002). We are not aware of systematic survey research on cyber trust among the general public in the UK, other than the OxIS study reported here.

3.2 The Oxford Internet Survey

In this paper we address the cyber trust questions raised above through an analysis of the OxIS study: a current and comprehensive investigation of public attitudes in Britain toward the Internet. This examined levels of trust in various aspects of the Internet, including the reliability of information on the web and opinions about people's perceived exposure to risks when online, such as a loss of personal privacy. Key questions included: Does experience generate more or less trust in the people and information accessed online? To what degree do people 'trust' online contexts more, or less, than other environments? How can ICTs be deployed to enhance rather than diminish trust? And, how does trust shape the use of the Internet?

The study entailed face-to-face interviews with its nationally representative random sample.⁸ Personal interviews were conducted through household visits, based on a multi-stage sampling technique designed to provide a sample that could yield estimates for the population as a whole. A probability sample of households was drawn up as the basis for visits. Field staff then randomly sampled individuals within households to determine whom to interview. The aim was to obtain 2,000 completed interviews. An excellent response rate of 66 per cent of those contacted yielded 2,030 respondents from England, Wales and Scotland (Northern Ireland was not included in the

population sampled). Appendix 1 provides a detailed explanation of the sample design.

The interviews lasted 30 to 35 minutes on average, covering a wide range of topics related to the Internet and web, as well as the background of the respondent. Non-users as well as Internet users were interviewed. Interviews began with general questions, such as attitudes towards the Internet and technology in general, before proceeding to detailed questions about patterns of (non)use. The full interview questionnaire is available online.⁹

The key concepts developed in this analysis, such as proximity to the Internet, were all defined operationally by how the respondents answered one or more specific questions in the survey. These operational definitions are explained here and when describing the results. A variety of multivariate statistical techniques was used to determine how individual questions should be grouped and whether differences reported are meaningful and statistically significant. The details of these analyses are discussed in Appendix 2, with respect to measurement, and Appendix 3, concerning issues of statistical significance.

4 DIMENSIONS OF CYBER TRUST

The study identified, and described in some detail, wide variations in public perceptions in Great Britain of the trustworthiness of the Internet. This helped to show how levels of trust are related to an individual's patterns of (non)use of the Internet over time. Several social background characteristics of users were related to their trust in the Internet, such as age. However, most predispositions to trust or distrust the Internet associated with these characteristics tend to be mitigated over time, and can be accounted for by the lessons learned from experience online.

Patterns of responses to the OxIS survey formed the basis for our definition of two general categories related to broad conceptions of trust, which we labelled 'Net-confidence' and 'Net-risk'.¹⁰ These two types of trust are distinct. For example, a person can have very little confidence in the value of information on the Internet, but see few risks entailed in its use, or vice versa.¹¹

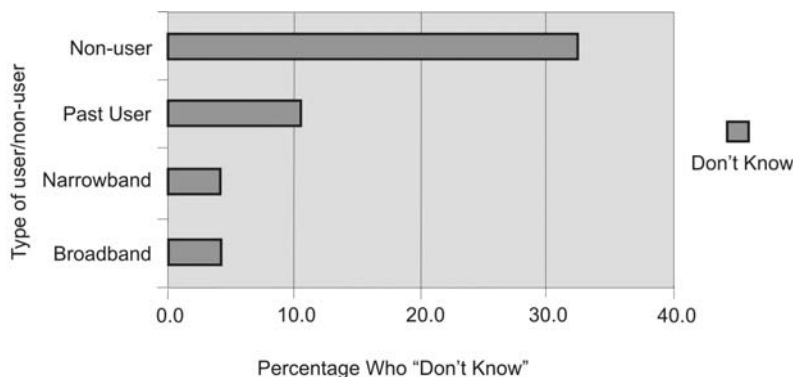
4.1 Net-Confidence

Users of the Internet have more confidence in the technology and in the people they can communicate with on the Internet, than do non-users. They were also significantly more likely to think that information on the Internet is reliable.

This can be seen primarily through answers to three specific questions that operationally define Net-confidence (also see Appendix 2). One asked respondents to rate the quality of information on the Internet on a scale of 1 to 10, where 10 is 'totally reliable' and 1 is 'totally unreliable'. (As discussed below, respondents were also asked to rate the information found in newspapers and on television on the same scale.) Responses varied across the full range of the scale, but those who do not use the Internet were much more likely to say they did not know whether the information on the Internet was reliable or not (Figure 2).

About one-third (32 per cent) of non-users said they 'don't know' how reliable information is online. Former users express more certainty, but are significantly less certain than are current narrowband or broadband Internet users (Figure 2). The validity of attributing a higher level of uncertainty to those answering 'don't know' is reinforced by the patterns of responses from those who expressed an opinion.

Figure 2 Uncertainty over the reliability of information on the Internet (N=2,029)



Among those respondents who had an opinion, non-users were more likely to rate information on the Internet as less reliable than current users. Past users fall in between these two ratings (Figure 3). There is no difference between narrow and broadband Internet users in the reliability they attribute to information on the Internet. Those who use the Net are, therefore, more confident about the reliability of online information. At the same time, Internet users are not blindly trusting of information on the Net. Their ratings average just over 6 on a 10-point scale, suggesting that they tend to be mindful of the potential for biased information, misinformation or weak sources.

A second indicator of Net-confidence is institutionally anchored. On this basis, users tend to be more institutionally trusting of the 'people' associated with the Internet. Respondents were told: 'Now I'd like to ask you about some institutions. Please tell me how much confidence you have in the people running each. Use a 5-point scale where 1 means you have no confidence at all and 5 means you have total confidence'. The list of institutions (major companies; the government; television news; newspapers; and the Internet) was then read out. The order was rotated across interviews.

On this question, as in the case of confidence in information, non-users displayed far more uncertainty about the Internet, with just over one-third (35 per cent) saying they 'don't know' if they have confidence or not (Table 1). Those non-users who had an opinion were also more likely to have no confidence in 'the people running' the Internet (Table 1). Internet users were more confident, with broadband users being the most confident.

Figure 3 Reliability of information on the Net (N=2,029)

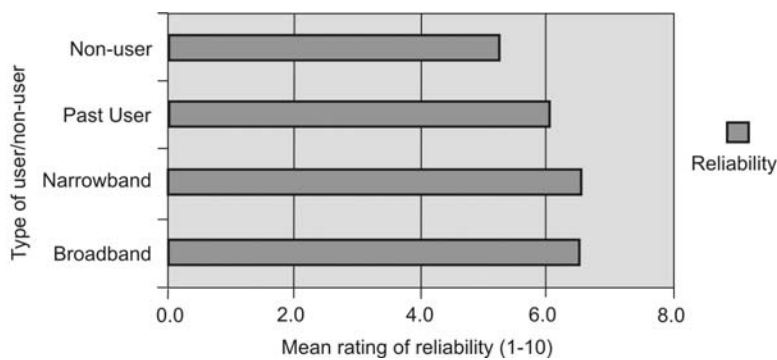


Table 1 Confidence in the people running the Internet by type, N = 2,030

Level of confidence	Broadband %	Narrowband %	Past User %	Non-User %	Total%
Don't Know	3	8	15	35	17
1. No conf.	4	5	8	23	11
2	16	14	15	15	15
3	33	36	34	20	30
4	35	30	20	6	22
5. Total conf.	9	7	8	1	5
Total %	100	100	100	100	100
No of Resp.	232	978	117	703	2030

A third indicator concerns the people to whom users can gain access over the Internet, and vice versa. In parallel with the patterns above, users have more confidence than non-users in the people they can communicate with on the Internet. Respondents were given a card and told: 'Now I'd like to ask you about different groups of people. Please tell me how much confidence you have in the following groups of people. Use a 5-point scale where 1 means you have no confidence at all

William Dutton and Adrian Shepherd

and 5 means you have total confidence'. The list of groups (scientists, doctors, most people I know, most people in this country, most people you can communicate with on the Internet) was read out, with the order rotated across interviews.

Once again, uncertainty is greatest among non-users, with about one-third (35 per cent) saying they 'don't know' what level of confidence they have in people online (Table 2). Non-users who express an opinion are less confident than are users 'in people you can communicate with' online, with current users being more confident.

That said, most users are not naïve. No category of user was likely to say they had total confidence in people they could communicate with online. Only three per cent of all respondents expressed total confidence, suggesting that concerns in the press over meeting 'strangers' and 'bad people' online have created a healthy scepticism among nearly all users.

Table 2. Confidence in most people you can communicate with on the Internet, by type of (non)use (N = 2,030)

Level of confidence	Broadband %	Narrowband %	Past User %	Non-User %	Total %
Don't Know	3	8	11	35	17
1. No conf.	14	13	22	26	18
2	27	26	31	16	23
3	35	33	29	19	28
4	18	17	4	2	11
5. Total conf.	3	3	3	1	3
Total %	100	100	100	100	100
No of Resp.	232	978	117	703	2,030

4.2 Net-risks: A Second Dimension of Cyber Trust

A separate dimension or category of trust-related issues concerns risks to which Internet users might be exposed, such as losing their privacy, buying the wrong products or not being able to secure personal information (Appendix 2).

Generally, Internet users had more confident expectations – that is, they were less concerned about risks. They were less likely to think that people who went online put their privacy at risk and were less likely to think it was difficult to assess product quality online. They were also less likely to think that the Internet allows people to get personal information about them. As in the case of Net-confidence, Internet users were significantly more trusting – less concerned over Net-risks – than were non-users. Past users were generally positioned between current and non-users in terms of their concern over risks on the Internet.

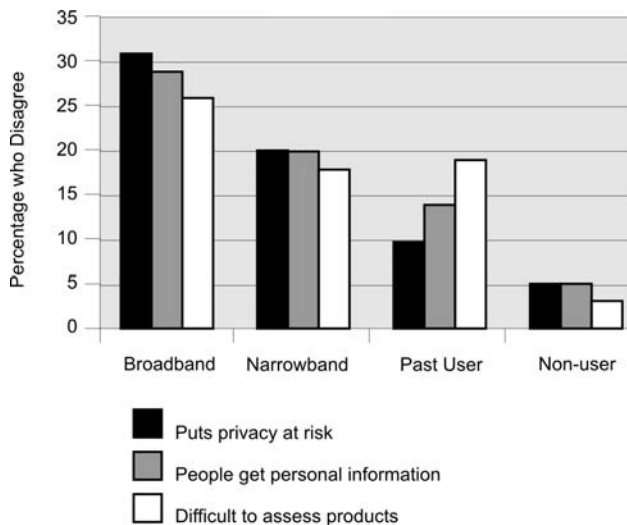
Respondents were read a number of comments 'that people make about buying products or services through the Internet'. They were shown a card, which had on it a set of response categories, so that they could indicate how much they agreed or disagreed with each of the statements. The statements included threats to their personal privacy as well as risks involved in shopping online, such as being deceived about the quality of a product. Respondents tended to agree that people who go online: (i) put their privacy at risk; (ii) that being online could enable others to get personal information about them; and (iii) that it is difficult to judge the quality of a product online (Table 3).

Table 3 Agreement to statements about risks on the Internet (N=2,030)

Question	Strongly Disagree %	Disagree %	Neither %	Agree %	Strongly Agree %	Don't Know %
'Going online puts privacy at risk'	2	13	15	44	10	16
'Permits people to get information about you'	3	13	19	34	7	24
'It's difficult to assess product quality'	2	11	16	38	10	23

However, individuals vary in their perceptions of risks, depending on their experience with the Internet (Figure 4).

Figure 4 Net-risks (N=2,029)



When read: 'People who go online put their privacy at risk', one-third (33 per cent) of users said they did not know, but non-users were also significantly less likely to disagree with this statement (Figure 4). Almost half of non-users (46 per cent) did not know if 'the Internet permits people to get personal information about you', but those non-users with an opinion were less likely to disagree with this statement. Likewise, nearly half (48 per cent) of non-users did not know if 'it's difficult to assess product quality online', while nearly half of those with an opinion said they agreed with this statement. Broadband users were most likely to disagree (Figure 4).

4.3 Diffuse Trust and Trust in the Internet

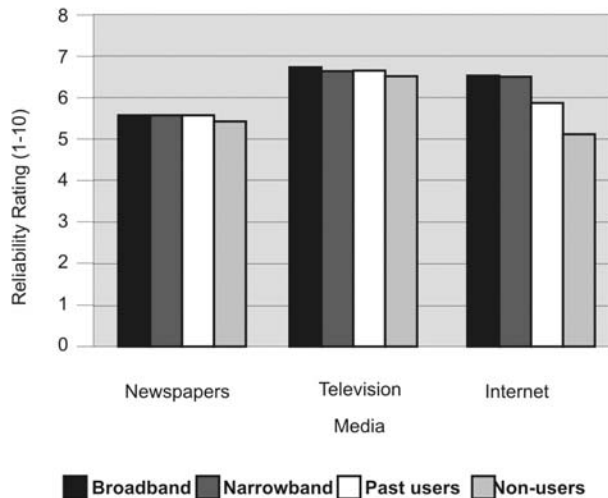
Some have argued that people who are more trusting in general, are more trusting about the Internet (Katz and Rice 2002). For example, in an essay on perceptions of risks from technical and environmental threats, Douglas and Wildavsky (1982) argue that there are individuals with general responses to risks, such as fatalism, that are shaped by the social and cultural setting in which they are located. A study drawing on US survey data found that individuals who are less trusting of people in general are more likely to perceive the Internet as threatening (Uslaner 2000).¹³

The OxIS research, however, indicates that Internet users in Britain are not more trusting in the Internet simply because they are more trusting of all institutions. First, Internet users are not significantly more confident in other media than are either non-users or past users. Confidence in the people running newspapers and television is the same for non-users and current Internet users (see Appendix 3). This reinforces the view that Internet users are not just more trusting in

William Dutton and Adrian Shepherd

institutions generally, although broadband users were found by OxIS to be somewhat more trusting than non-users. For example, broadband users are slightly more confident in the reliability of information published in newspapers than are non-users and slightly more confident in the reliability of information broadcast on television as well (Figure 5), but these differences are quite minor and not statistically significant (Appendix 3). Broadband and narrowband Internet users, however, are distinctive primarily in the reliability they assign to information on the Internet, which they rate almost as highly as they rate information on television, and higher than they rate newspapers (Figure 5).

Figure.5 Reliability of information (N=2,029)



This potential of general attitudes shaping trust in the Internet was pursued in a variety of other analyses. Scales were created of trust in institutions, trust in the media, trust in other people and concerns over privacy. In each case, respondents who were more confident in institutions, the media and other people and less concerned about privacy violations, tended to be more trustful of the Internet. However, these relationships did not account for the associations between use of the Internet and cyber trust.

5 FACTORS SHAPING CYBER TRUST

These patterns of relationships support the broad generalization that use of the Internet tends to engender cyber trust as they are associated with higher levels of Net-confidence and reduce the sense of Net-risk. It might be that use diminishes social distance and creates a higher level of certainty and confidence in the value of the Internet.

However, many factors are related to use of the Internet. For example, if better educated individuals are more likely to use the Internet, and are more trusting, it could be that relationships between use and trust are spurious – explained by education. It is, therefore, important to control statistically for a range of variables that might explain levels of trust.

Table 4 provides the results of a regression analysis of factors related to Net-confidence. A large proportion of the variance in Net-confidence is not explained by any combination of these variables. However, the analysis suggests that gender, socio-economic status (SES)¹⁴ and age are unrelated to Net-confidence, once use of the Internet is controlled. The most interesting background variable of relevance is education.¹⁵ There is a statistically significant negative association between education and Net-confidence. That is, controlling for use of the Internet, better educated people tend to be more sceptical of the information online, the people online and the institution of the Internet than are individuals with less schooling.

Table 4 Regression coefficients on 'Net-confidence' scale (N=2,026)

Variable:	B*	Std Error*	Beta**	t	Sig.
Constant	-.34	.12		-2.78	.01
Gender (F)	.01	.06	.00	.11	.91
SES	-.02	.02	-.03	1.20	.23
Age	.00	.00	.02	.62	.54
Education	-.04	.02	-.05	-2.20	.03
Broadband	.71	.08	.23	8.87	.00
Narrowband	.71	.06	.36	12.78	.00
Past User	.39	.10	.09	4.02	.00

*Unstandardized coefficients; **Standardized coefficients.

However, the stronger association is between use of broadband or narrowband Internet services and Net-confidence. Put simply, those exposed to the Internet gain more trust in the technology. Even past users – so called Internet dropouts – have more confidence in the Internet than do non-users, who have no experience with the technology.

A similar pattern emerges with respect to perceived Net-risk, a scale combining perceptions that the Internet poses risks to privacy, the securing of personal information and to judging the quality of products online (Table 5). As in the case of Net-confidence, the gender, socio-economic status and age variables are not significantly related to perceived risks, once other factors are controlled statistically.

Education has a non-significant association with trust, in the case of Net-risks, with better educated individuals being somewhat less concerned about these risks. Proximity to the Internet – measured by the use of narrow or broadband Internet services – is inversely associated with perceived risks.

That is, those using the Internet tend to be less worried about the risks conventionally associated with Internet use. However, in this case, past users are more concerned about the risks than non-users. This relationship is not statistically significant, but it suggests that trust might be one factor that could explain why some users become Internet dropouts (Table 5).

Table 5 Multivariate regression coefficients on 'Net-risks' Scale (N=2,026)

Variable:	B*	Std. Error*	Beta**	t	Sig.
Constant	.24	.13		1.90	.06
Gender (female)	.11	.06	.04	1.76	.08
SES	-.03	.02	-.04	-1.50	.14
Age	.00	.00	.01	.44	.66
Education	-.04	.02	-.05	-1.91	.06
Broadband	-.53	.08	-.17	-6.35	.00
Narrowband	-.16	.06	-.08	-2.83	.00
Past User	.15	.10	.04	1.50	.13

*Unstandardized coefficients; **Standardized coefficients

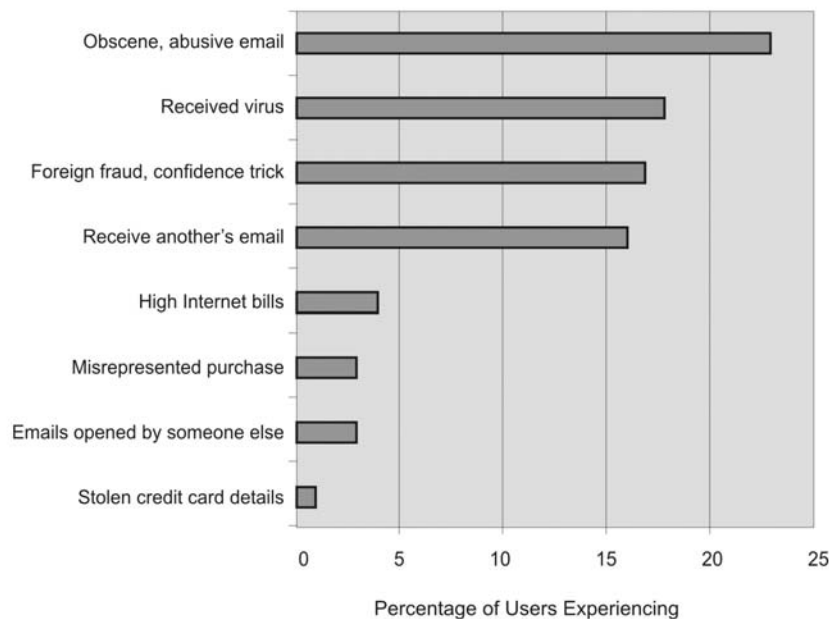
5.1 Shaping Trust Among Users: Bad Experiences Online

There remains a great deal of unexplained variation in trust among those who use the Internet. Will bad experiences when using the Internet diminish trust, as suggested by the fact that dropouts

Unwanted commercial email or spam is one of the most frequently cited problems tied to the use of email, and about half (47 per cent) of the email users in Britain say they receive 'too many' spam messages.¹⁶ The longer a person uses the Internet, the more likely they are to have experienced one or more problems, such as with spam, a computer virus or fraudulent solicitations.

We asked users of the Internet to indicate whether they had problems with some of the negative Internet experiences that are frequently mentioned by others (Figure 6). Twenty-three per cent of British email users said they have received obscene or abusive email. Receiving a computer virus was cited by 18 per cent of users, and being contacted by someone from a foreign country suggesting an arrangement to make money, such as the nearly famous 'Nigerian fraud', was cited by 17 per cent of users (Figure 6). Another problem rated as highly, but still only mentioned by 16 per cent of users, was receiving mail 'not intended for you' (Figure 6). A worrisome, but relatively small, percentage of users indicated problems with excessive online bills, online purchases that were misrepresented, emails opened by someone else, or the theft of credit card details over the Internet. Less than one per cent of email users said that their credit card details were stolen by someone over the Internet. Just over half (54 per cent) of users did not experience any one of the problems listed in Figure 6.

Figure.6 Bad experiences on the Net (N=1,045)



Given news coverage about spam, obscene mail and viruses, for example, it is surprising that so many users do not have bad experiences with either. It is critical to remember that many use the Internet in a far more limited way than the heaviest users, such as those in academia and the computer industry. Survey research can correct some impressions driven by Internet commentators, who are among the heavy users. That said, those who use the Internet more might be a bell weather for or early indicator of the problems likely to beset other users in due course. Therefore, these limited experiences with problems are not necessarily a reason for complacency.

Furthermore, if experience with the Internet engenders trust, might it also be that bad experiences over time tend to erode that trust, creating a countervailing trust dynamic? Again, it is useful to look at the independent role of multiple factors that might explain differential levels of trust, as is done in the next section.

5.2 Trust Among Users of the Internet

Does more experience with the Internet, for instance, measured by years of experience and the range of uses, both of which relate to social proximity, help explain levels of trust? Is trust

William Dutton and Adrian Shepherd

undermined by bad experiences online? Or is cyber trust anchored in more fundamental social determinants? For example, education and other social factors might lead to higher or lower levels of trust. In an attempt to sort out the independent role of a number of plausible factors, we conducted a multivariate statistical analysis.

For this analysis, broadband use was used as a dichotomous (yes or no) variable, capturing whether the respondent is currently using broadband Internet technology. The study included basic demographic variables, such as gender, age, socio-economic status and education. We also constructed a measure of involvement with, or proximity to, the Internet, which combines years of experience, a self-rating of expertise and the number of online activities, such as email, that a user engaged in for one hour or more per week. These three indicators were highly associated (see Appendix 2), supporting their use in a single scale. In addition, we created an index of 'bad Internet experiences' which is based on a simple count of the number of bad experiences, incorporating all of the items in Figure 6.

Table 6 shows the results of a multivariate regression analysis of Net-confidence on these variables for email users only. Just two variables have a statistically significant independent association with Net-confidence: education and bad experiences. Users with higher levels of education or schooling are likely to have somewhat less confidence in the Internet – are more sceptical (Table 6), which is consistent with the findings across the entire sample (see Table 4). And those users who have had more bad experiences on the Internet are likely to be somewhat less confident (Table 6).

Proximity is not strongly associated with Net-confidence in a simple way (Table 6). There is a statistically significant negative association that suggests proximity tends to lower levels of Net-confidence, which makes those users more involved in the Internet more sceptical about it. This is in line with the concept of a certainty trough.

However, there is also a significant interaction between proximity to the Internet (more years of experience, a greater range of uses and more expertise) and socio-economic status (Table 6). For those in higher socio-economic groups, proximity to the Internet tends to diminish Net-confidence disproportionately. For those in lower socio-economic groups, proximity tends to increase confidence. Overall, it appears that proximity tends to undermine predispositions, whether positive or negative, and move all users closer to a learned level of confidence.

Table 6 Regression coefficients on Net-confidence for users (N=1,045)

Variable:	B*	Std Error*	Beta**	t	Sig.
Constant	.28	.15		1.88	.06
Gender (F)	-.06	.08	-.02	-.78	.43
SES	.01	.03	.01	.28	.78
Age	.00	.00	.04	1.40	.16
Education	-.06	.02	-.09	-2.58	.01
Broadband	.03	.07	.01	.39	.69
Proximity	-.20	.10	-.21	-2.11	.04
SES*Proximity	.07	.03	.27	2.72	.01
Bad Net Experiences	-.07	.03	-.08	-2.55	.01

A different combination of factors is associated with Net-risk (Table 7). Those with a higher level of schooling are likely to be less concerned over Net-risk than those who use broadband Internet and have more proximity to the Internet.¹⁷ This suggests that experience engenders trust. But there is a countervailing influence of bad experiences with the Internet, which tends to increase concern – Net-risk – as one would expect from other findings (Table 7).

Table 7 Regression coefficients on Net-risks scale for users (N=1,045)

Variable:	B*	Std Error*	Beta**	t	Sig.
Constant	-.09	.17		-.53	.59
Gender (F)	.07	.09	.02	.84	.40
SES	-.02	.03	-.02	-.50	.61
Age	.00	.00	.02	.57	.57
Education	-.045	.02	-.07	-2.16	.03
Broadband	-.34	.08	-.13	-4.20	.00
Proximity	-.15	.04	-.13	-3.89	.00
Bad experiences	.16	.03	.18	5.57	.00

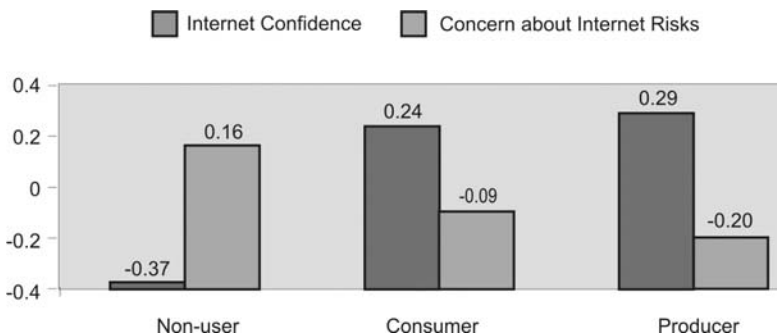
*Unstandardized coefficients; **Standardized coefficients

5.3 Experience Technology or Certainty Trough

The concept of a certainty trough led to an exploration of proximity to the Internet as a factor shaping cyber trust. However, the findings are not entirely consistent with an explanation based on MacKenzie’s notion of the certainty trough. First, those alienated from the technology, the Internet dropouts who have rejected the Internet, are more certain and more trusting than those with no experience with the Internet. This suggests that social proximity – experience – might be a more straightforward explanation of low certainty than alienation or a rejection of the technology. Secondly, we found no clear rise of uncertainty among the most experienced users, except as it might be connected with bad experiences online. This may be because we did not move to a high level of use, and look at actual producers – those closest to the technology.

Therefore, we developed a combined indicator of Internet non-users, consumers and producers to better represent MacKenzie’s categories of those alienated (non-users and drop-outs), users, and those directly involved, defined as those who have produced a web page (Figure 7).

Figure 7 Trust by Internet non-users, consumers and producers (N=2,029)



It is useful to compare levels of confidence and risk across these categories of proximity. We compared the mean scores for ‘Internet confidence’ and ‘Internet risk’ across categories of non-users, users who have never produced their own web site, and users who have created their own web site. Figure 7 shows that web site producers have slightly more confidence than Internet users, not less, which is a minor exception to the pattern expected by a certainty trough, but consistent with an experience technology. There is absolutely no evidence of a trough when it comes to concern about Internet risks. Instead, there is a monotonic decline in concern the more proximate the person is to the Internet, with the mean for producers significantly less concerned. Web site producers are less concerned than Internet users, who are less concerned than non-users.

Thus, within the range of respondents surveyed, there is more evidence for the Internet as an experience technology – with proximity promoting more cyber trust – than as a curvilinear certainty

William Dutton and Adrian Shepherd

trough. It might be that at the highest end of expert producers, such as in the case of computer scientists, there might be a diminishing level of trust or greater uncertainty. However, this is not the case in this more representative cross-sectional sample of Britain.

5.4 The Impact of Trust on Internet Use

Does trust matter in the subsequent use of the Internet? The analyses reported above found that Internet dropouts perceived somewhat greater risks in the use of the Internet, so distrust might help explain why some people stop using the Internet. The relationships found between use of the Internet generally, and levels of Net-confidence and Net-risk are also likely to be, in part, two directional. That is, use could engender trust, but trust could reinforce decisions to get online.

Therefore, there is some evidence to support the commonsense view that trust is an important factor in the future of the Internet. To explore this, Table 8 shows the degree to which trust is related to the use of the Internet for online shopping, one use of the Internet that has been associated with experience and trust (Lunn and Suman 2002). Respondents who use email were asked to indicate the approximate number of online purchases they made per month. Using this indicator as a dependent variable, Table 8 shows the results of a multivariate regression analysis, which sorts out the independent role of Net-confidence and Net trust in whether a person shops online.

Most variance in Table 8 is unexplained. However, in line with findings in the US, the strongest relationship is with proximity to the Internet (Lunn and Suman 2002). Those who have used the Internet for more years, who use it for more types of activities and have a higher level of expertise, are more likely to shop online. Those with more confidence in the reliability of information and people online (Net-confidence) are somewhat more likely to shop online, but this relationship is not statistically significant. However, perceived Net-risks are significantly and negatively associated with online shopping (Table 8). In short, it appears, as many suspect, that distrust of the Internet undermines e-commerce. Specifically, those who perceive greater risks on the Internet are less likely to shop online. In turn, perceptions of risks are associated with bad experiences online.

Table 8 Regression for 'online shopping' among users (N=1,045)^a

Variable:	B*	Std Error*	Beta**	t	Sig.
Constant	-.14	.39		-.37	.71
Gender (F)	.25	.21	.04	1.17	.24
SES	.13	.08	.06	1.75	.08
Age	.01	.00	.04	1.32	.19
Education	.10	.06	.06	1.76	.08
Broadband	.30	.20	.05	1.47	.14
Proximity	.42	.08	.16	4.87	.00
Net-confidence	.09	.08	.03	1.07	.29
Net-risks	-.25	.07	-.10	-3.38	.00

^a Online shopping measured by number of purchases per month

* Unstandardized coefficients; ** Standardized coefficients

Thus, two countervailing trends are shaping the future of e-commerce and, quite likely, other online services. As people get closer (more proximate) to the Internet – using it over more time, in more ways, and gaining expertise – they tend to gain, or learn, an educated level of cyber trust. However, with experience can come bad experiences, for example, viruses, spam, obscene mail, which tend to increase one's sense of risks entailed in the use of the Internet, and which undermine trust and confidence in use of the technology.

6 DISCUSSION AND FUTURE DIRECTIONS

A developing literature on trust and risk associated with ICTs is most often anchored in case studies and ethnographic approaches, which highlight the subtle, but no less real complexities of

William Dutton and Adrian Shepherd

expert and public perceptions. Survey research can complement these studies in a variety of ways. First, surveys enable us to identify explanations that could evade case research, such as experience, which emerges from comparisons across many users at different stages of involvement. A number of more conventional explanations of public perceptions of risk, such as those tied to particular social groups, are not well supported by this study. Likewise, the certainty trough did not provide a valid interpretation of our findings, although it led us toward an alternative explanation, more consistent with our results. Secondly, survey data permits generalisation to a wider population of the public. Nevertheless, there are limitations to surveys, particularly cross-sectional survey research, that are important to recall.

6.1 Limitations of a Cross-Sectional Analysis

The OxIS study highlights issues concerning cyber trust for which more evidence and analysis is needed to gain a better understanding of the underlying social dynamics. Survey research is one of the few ways available to provide an indication of patterns and trends across a large population, like that of Great Britain. Also, by enabling multivariate statistical controls, survey data permit the exploration of underlying patterns that is impossible with small samples and qualitative observations. However, while they offer analytical advantages and provide a means to project to a larger population, surveys are weak in providing detailed contextual knowledge and in unravelling the full complexity of individual beliefs, motivations and actions. Therefore, these analyses could be complemented by more qualitative research.

The OxIS survey is also a snap-shot at one point in time. Longitudinal surveys would enable stronger conclusions to be drawn about any causal relationships suggested by the associations identified in this paper. For example, it is clearly important to follow changes in cyber trust over time, particularly given the degree to which trust appears to be anchored in experiences online. Will more users have more frequent negative experiences online, or will contemporary problems, such as with spam, diminish as they are taken more seriously and anticipated?

These limitations are mitigated to some degree by a degree of replication across surveys, some of which have relied on longitudinal data. For example, the findings from this survey analysis generally reinforce the findings of the major longitudinal study in the US (see Lunn and Shuman 2002). Other studies within the World Internet Project¹⁸ hold out the potential for further replication across nations and over time.

6.2 General Patterns and Themes

6.2.1 *Experience technology and the certainty trough*

Most generally, experience with the Internet over time tends to shape trust, as indicated by perceptions of Net-risk and Net-confidence outlined earlier. As people use the Internet, they gain experience and skills and are more socially proximate – less distanced from – the technology. This tends to undermine distrust. However, those who are engaged in Internet use over more time and in more ways are likely to become more aware of the risks and more likely to be exposed to negative experiences, such as unwanted email, which can undermine trust.

This illuminates the view that the Internet can be called an ‘experience’ technology, as it is difficult for people to understand how the Internet and web work until they use them. Non-users are among the more distrustful of the Internet. They have less confidence in information and people online, and in the institution of the Internet. They are also more concerned about the potential risks. Distant from the technology, they are most uncertain of its value.

Experience – use of the Internet – tends to shore up one’s trust, boosting confidence in the Internet and undermining concerns over risks to privacy and security. In fact, the risks experienced in using the Internet are most often less than the risks imagined by non-users. As people use the Internet and gain expertise and capabilities and greater access to Internet resources, such as with the use of broadband, they are also likely to be less concerned over the risks of Internet use. That is not to say that they become naïve or exhibit blind faith. Most people perceive risks attached to Internet use. However, people anticipate greater risks than they appear to encounter once they gain experience. Similarly, non-users often underestimate the benefits of the Internet, leading users to have more confidence than non-users. A number of patterns discovered in this analysis support this general theme.

William Dutton and Adrian Shepherd

However, it may also be difficult to appreciate the risks of Internet use until one suffers the effects of them. With use will come bad experiences online that undermine confidence in the technology and increase users' uncertainty over whether they can avoid the risks entailed.

In 2003, a significant, but surprisingly small, percentage of users had bad experiences on the Internet. This may account for the rather guarded but trusting attitude of most users. It might also suggest that it is timely, before problems with Internet use such as with spam become more widespread, to undertake initiatives to reduce the likelihood of more users experiencing greater difficulties.

A closely related pattern is the degree to which there is lower trust in the technology among categories of users, such as the less affluent, who have less access to the Internet. It is within these groups that real experience in using the Internet has a particularly disproportionate positive impact, increasing their trust in the Internet and lessening their preconceived concerns over risks.

These general findings fit key aspects of the certainty trough. Trust in the Internet shows some evidence of a curvilinear pattern, although our survey instruments lack the precision to trace that precisely. Non-users, distant from the technology, are the most distrustful. When people first become users, they gain trust, and become more convinced of the Internet's value. Time and experience can temper this trust as they experience problems and become more sceptical. Over time, it may be that most users gain a more realistic view of the Internet, question the sources and credibility of information and are watchful in order to avoid the pitfalls of the Net.

Experience also provides a better interpretation than explanations anchored in categories of users, such as suggested by literature on risk cultures (Douglas and Wildavsky 1982). Proximity variables and levels of use, such as indicated by broadband use, were consistently significant in all the analyses while demographic variables – which might relate to cultural settings – were not. While social network and cultural settings might help account for differences in attitudes among non-users, such as across age groups, this does not help interpret findings across categories of users. The main influence on perceptions of trust in the Internet is experience with the technology.

6.2.2. Social issues of a 'trust tension'

The OxIS findings about the ways in which social distance and know-how relates to social inequities, suggest that cyber trust might reinforce the digital divide in the use of ICTs. People with the appropriate skills and resources to get online and to collate and interpret online information could enhance their ability to authenticate the value of products, services and information, thereby protecting themselves against cyber fraud and crime. However, others with less expertise remain offline, fail to experience the Internet and are more likely to distrust the technology.

The value to e-business and e-government of finding effective means of establishing identity and trustworthiness to overcome these fears has stimulated the development and application of many privacy-enhancing tools and services (Guerra et al. 2003), as well as interest in privacy regulations (for example, OECD 2002) and cyber crime legislation. To the degree that these initiatives are effective in diminishing bad experiences online, they might help shore up levels of cyber trust.

However, these methods confront a tension between privacy concerns and the need to gather data to help confirm e-identities (Guerra et al. 2003). Finding an appropriate framework to address this 'trust tension', by balancing consumer protection with the free flow of traffic on e-networks, involves many interrelated uncertainties: economic, psychological, institutional, technical and legal. Unravelling and gaining a better understanding of these requires social and economic research with a broad perception of the co-evolutionary nature of human, organizational and technological systems.

6.3 Future Directions for Cross-Disciplinary Collaboration and Research

Many other significant social issues require investigation and clarification in developing effective policies towards cyber trust and crime prevention:

- *Learning global lessons from local contexts.* While acknowledging the importance of examining key influences on local contexts, policy makers also need advice on how to apply what works in one context or country to other situations. Such insights of global relevance often emerge by joining together and comparing analytically sophisticated and richly descriptive studies of local processes, which are then analyzed using theoretically powerful

William Dutton and Adrian Shepherd

concepts and frameworks that integrate the discussion of issues and policy. For instance, OxIS is associated with research underway in other nations involved in the World Internet Project. It will be important to explore the robustness of the findings reported here in other national settings.

- *Assessing the effectiveness of trust-enhancing products, services and regulations.* Survey research is unlikely to shed light on the impact of particular interventions, such as new, trust-enhancing products and services, unless it is targeted at the most sophisticated and experienced users. However, qualitative and experimental research could address the role of these new technologies.

In each of the above areas, assessments need to be made both of the relevance to e-networks of past research, and of the effectiveness of actual policies and techniques that have been applied in search of appropriate solutions to important social and economic challenges.

All technologies are inherently social, in that they are designed, produced, used and governed by people (for example, Dutton 1999). This is particularly significant for complex technologies such as the Internet, the web and the other ICTs that pervade most aspects of modern society. Understanding relevant social and institutional dimensions is therefore a key priority in addressing the way these technologies affect trust, crime and related issues.

APPENDIX 1 OXIS METHODOLOGY

The Two-Stage Sampling Design

The 2003 OxIS survey was based on a two stage sampling design. In the first phase, a random sample of 175 paired Enumeration Districts (EDs), stratified by region, were selected. Within each selected ED, a random sample of 10 addresses was selected from the Postal Address File.

The selection of ED sample points was based on the following process.

1. Sampling points were allocated to each of the 10 government regions in proportion to the population in each region. These regions (with proportion of sample achieved) were: North East (4 per cent), North West (11 per cent), Yorkshire and Humberside (10 per cent), East Midlands (5 per cent), West Midlands (8 per cent), Eastern (8 per cent), London (15 per cent), South East (12 per cent), South West (8 per cent), Wales (6 per cent) and Scotland (13 per cent).
2. In each government region all EDs were paired with an adjacent ED most similar in terms of its ACORN type.¹⁹
3. Within step 2 above, all paired EDs with a combined population of 60 or more people were listed in descending order of ACORN type, with the most affluent pair at the top of the list and the poorest pair at the bottom.
4. The populations of each set of paired EDs were accumulated down this list. Using a random start and fixed sampling interval the required number of paired EDs was selected. This gave each ED a probability of selection proportionate to its size.

In the second stage, interviewers within each selected ED were issued with 10 randomly-selected addresses from which they were expected to achieve a 60 per cent response rate. A further three addresses were issued to be used only if six interviews could not be achieved with the original ten addresses.

Out of a total of 3,500 addresses issued, 74 were in areas that interviewers felt unable to work in, such as very deprived inner-city areas with significant drugs problems. In all, 3,426 addresses were visited by ICM Research staff. The outcome of these visits is shown in Table A1-1.

In cases where the selected addresses proved to be vacant, demolished, or were commercial properties, interviewers were allowed to go to the closest inhabited dwelling. In all, out of 3,426 addresses visited by interviewers for the purpose of this research, 276 were substitute addresses used because the original address fell into one of these categories.

Table A1-1 Outcomes of tracking addresses

Address occupied	90%	3,077
Property vacant/no longer a dwelling/new building not occupied	2%	80
Commercial property	1%	51
Interviewer unable to locate address	6%	200
Not stated	1%	18
Total	100%	3,426

Selection of Respondent at Household Address

At each address, respondents for interview were selected by asking the person who answered the door if it would be possible to interview the person normally resident at that household (aged 14 or over) whose birthday was next in the household. A 'person normally resident' was defined as someone living in the household who was related to the person answering the door or living with someone in the household as a partner. In cases where the person answering the door did not know which household member had the next birthday, a respondent was selected according to the alphabetic position of the first letter of their first name. On the initial occasion this was encountered by the interviewer, the person with a starting letter nearest the beginning of the alphabet was selected; next time, a person with a first name starting with a letter nearest the end of the alphabet; and so on. In all, only 244 respondents were selected by the alphabet rule, rather than by birthday.

Outcomes of Interviews

The results of the contacts made at each address are shown in Table A1-2.

Table A1-2. Interview outcomes at selected addresses

Addresses visited	100%	3,077
Productive interview obtained	66%	2,030
Refusal by person answering the door	18%	547
Refusal by selected respondent (incl. 4 interviews begun but terminated)	4%	126
Unable to contact after repeated visits to address during fieldwork period	11%	348
Not stated	1%	22

The high response rate achieved in this survey was helped by respondents knowing that the research was being conducted for Oxford University and by the promise that the Red Cross would receive £1 for every successful interview. Reasons for the 674 refusals included: lack of interest or no wish to participate (63 per cent); too busy (22 per cent); ill or not feeling well (4 per cent); inadequate English (4 per cent); and absent or away for duration of fieldwork (1 per cent). 'Other reasons' accounted for four per cent. No clear reason was given for only two per cent.

APPENDIX 2 INDICATORS AND INDEXES OF KEY CONCEPTS

Dimensions of Internet Trust

In order to move beyond a bivariate analysis to a more multivariate one, we attempted to reduce the number of indicators by collapsing items into more meaningful clusters of highly-correlated indicators. Any single item or question includes considerable noise, such as errors due to respondents misunderstanding the question in idiosyncratic ways. By using several highly related items to form a scale or index, it is possible to reduce the level of noise in the underlying variable, as systematic covariance is identified in creating dimensions, and random noise is reduced.

Table A.2-1 Dimensions of trust: factor analysis of component items

Questionnaire Item:	Dimension	
	Net-confidence	Net-risk
Reliability of information on the Internet	.76	-.08
Confidence in Internet	.84	-.04
Confidence in people you can communicate with on the Internet	.73	-.10
Puts privacy at risk	-.06	.81
Internet permits people to get personal information about me	-.08	.77
Difficult to assess product quality	-.07	.67

Factor analysis, using varimax rotation, was used to identify these underlying factors. For this analysis, 'don't knows' and missing cases were given the median value on the scale. The analysis produced two clear dimensions with an eigenvalue of greater than one (Table A.2-1). The factor analysis produces scores that locate each respondent on each of the dimensions. A high figure on dimensions 1 and 2 means that the respondent has high levels of trust. A high figure for dimensions 4 and 6 means that the respondent has high levels of concern about privacy.

Net-confidence.

The first dimension loads heavily on: confidence in the Internet, confidence in people you can communicate with on the Internet, and confidence in the reliability of information provided on the Internet. This defines the items we have called Net-confidence.

Net-risk

The second dimension is Net-risk as it loads heavily on: whether the Internet endangers privacy, allows personal information to be obtained by someone else and causes concern that the respondent cannot ascertain product quality online.

Other Dimensions of Trust and Privacy Concerns

A number of other closely related indicators of trust emerged from the survey. They are defined by the factor analysis in Table A.2-2 and include:

Institutional trust

The first dimension, called institutional trust, loads heavily on questions regarding confidence in companies, government, television news, scientists, and doctors, and somewhat less on newspapers.

Media trust

The second dimension, called media trust, loads heavily on the reliability of information on television and in newspapers. It also loads on confidence in people running television and newspapers.

Social trust

Social trust, a third dimension, loads heavily on variables capturing 'confidence in people I know' and 'confidence in most people in this country'. It also loads somewhat on confidence in scientists, doctors and other people you can communicate with on the Internet.

Table A 2-2 Factor analysis of general trust items: four dimensions

Item	1	2	3	4
Confidence in major companies	.64			
Confidence in government	.61			
Confidence in TV news	.58	.46		
Confidence in newspapers	.44	.58		
Confidence in scientists	.53	.40		
Confidence in doctors	.55	.47		
Reliability of information in newspapers		.84		
Reliability of information on television		.77		
Confidence in most people I know			.75	
Confidence in most people in this country			.70	
Concerned about threats to personal privacy				.83
Information about me is being kept in a file				.82
You should only trust what you verify yourself	.40	-.27	-.26	
Eigenvalues	2.10	2.03	1.55	1.48

Privacy concerns

The fourth dimension loads heavily on concerns about privacy in Britain, and about whether information about the respondent is kept in a file somewhere. This 'privacy concern' dimension does not relate to the Internet specifically.

Social proximity: experience, time and expertise

Three variables were found to be highly correlated and, therefore, used to create an indicator of social involvement with the Internet. One is a measure of expertise, based on a self-rating of ability, which ranged from a low score of 5 for 'very bad' to a high score of 1 for 'excellent'. Another is a measure of the respondent's diversity of use, based on the number of activities on which they spend at least an hour a week, such as email. The third is an indicator of experience, based on the number of years that a person says they have used the Internet.

Table A.2-3 Factor analysis of items composing social proximity scale

Item:	Loading on factor
Self-rated ability	-.78
No. of activities online	.72
Experience	.68

APPENDIX 3 NOTES ON STATISTICAL SIGNIFICANCE

Strategy for Initial Analyses and Tests

The initial analysis employs a bivariate approach to determine whether use of the Internet is associated with different attitudes towards the technology. We tested whether Internet users are more likely to have an opinion (versus responding 'don't know' to a question) on Internet-specific items. This test is carried out using a Pearson Chi-Squared test of significance, which determines whether the mean response (where the data are binary in nature) differs significantly across groups. We also tested whether, for those who gave a substantive response to the question, Internet users, on average, had a more or less trusting response than non-users. This test is carried out using an Independent Samples T-Test, which is used to ascertain whether the mean response (where the data are continuous in nature) to a question differs significantly across different groups. These analyses show that Internet users are more likely to give a substantive

response indicating greater trust in the Internet than non-users.

For questions that are on similar topics, such as the reliability of information, but which do not pertain to the Internet, users responses were very similar to non-users'. This shows that differences in levels of Internet trust between users and non-users are not part of a broader pattern differences regarding trust, but are Internet-specific.

Detailed Findings

Confidence in the reliability of information on the Internet

Average evaluation of Internet information reliability on a scale of 1-10, where 10 indicates total confidence:

Broadband users = 6.5

Narrowband users = 6.5

Past users = 5.9

Non-users = 5.1

The differences were all significant at the .05 level between: Broadband and Past users, Broadband and Non-users, Narrowband and Past users, Narrowband and Non-users, and Past Users and Non-users.

Percentage responding 'don't know'

Broadband users = 4.3

Narrowband users= 3.1

Past users = 15.8

Non-users = 36.3

The differences were significant at the .05 level for the likelihood of saying 'don't know' between Broadband and Past users, Broadband and Non-users, Narrowband and Past users, Narrowband and Non-users, and Past and Non-users.

Confidence in the Internet

Average confidence in the Internet on a scale of 1-5, where 5 indicates total confidence:

Broadband users = 3.3

Narrowband users = 3.2

Past users = 3.1

Non-users = 2.2

The differences in evaluation were significant at the .05 level between: Broadband and Narrowband users, Broadband and Past users, Broadband and Non-users, Narrowband and Non-users, and Past and Non-users.

Confidence and risk on the internet
William Dutton and Adrian Shepherd
Percentage Responding 'don't know'

Cyber Trust & Crime Prevention Project

Broadband users = 2.6

Narrowband user = 8.8

Past users = 15.8

Non-users = 36.0

The differences in likelihood of a 'don't know' response between all groups were significant at the .05 level.

Confidence in the people you can communicate with on the Internet

Average confidence in people you can communicate with on the Internet on a scale of 1-5, where 5 indicates total confidence:

Broadband users = 2.7

Narrowband users = 2.7

Past users = 2.3

Non-users = 2.0

The differences in evaluation were significant at the .05 level between: Broadband and Past users, Broadband and Non-users, Narrowband and Past users, and Narrowband and Non-users, and Past and Non-users.

Percentage responding 'Don't Know'

Broadband users = 3.4

Narrowband users = 9.6

Past users = 10.7

Non-users = 37.8

The differences were significant at the .05 level for the likelihood of saying 'Don't Know' between: Broadband and Narrowband users, Broadband and Past users, Broadband and Non-users, Narrowband and Non-users, and Past and Non-users.

Putting privacy at risk on the Internet

Average agreement that going on the Internet puts privacy at risk on a scale of 1-5, where 5 indicates strong agreement:

Broadband users = 3.1

Narrowband users = 3.4

Past users = 3.7

Non-users = 3.9

The differences in evaluation between all groups were significant at the .05 level.

Percentage responding 'don't know'

Broadband users = 5.2

Narrowband users = 5.7

Past users = 9.9

Non-users = 34.2

The differences were significant at the .05 level for the likelihood of replying 'Don't Know' between: Broadband and Non-users, Narrowband and Non-users, and Past and Non-users.

Accessing personal information on the Internet with the individual's permission

Average agreement that going on the Internet permits people on a scale of 1-5, where 5 indicates strong agreement:

Broadband users = 3.0

Narrowband users = 3.3

Past users = 3.7

Non-users = 3.8

The differences in evaluation were significant at the .05 level between: Broadband and Narrowband users, Broadband and Past users, Broadband and Non-users, Narrowband and Past users, and Narrowband and Non-users.

Percentage responding 'don't know'

Broadband users = 4.7

Narrowband users = 10.6

Past users = 22.5

Non-users = 48.1

The differences in likelihood of replying 'Don't Know' between all groups were significant at the .05 level.

Difficulties in assessing product quality and descriptions when shopping online

Average agreement that it is difficult to assess product quality when shopping online on a scale of 1-5, where 5 indicates strong agreement:

Broadband users = 3.2

Narrowband users = 3.4

Past users = 3.7

Non-users = 4.0

The differences in evaluation between all groups were significant at the .05 level.

Percentage responding 'don't know'

Broadband users = 6.0

Narrowband users = 10.9

Past users = 13.3

Non-users = 48.1

The differences were significant at the .05 level for the likelihood of replying 'don't know' between: Broadband and Narrowband users, Broadband and Past users; Broadband and Non-users, Narrowband and Non-users, and Past and Non-users.

In the above items, which relate specifically to the Internet, there was a consistent pattern of Broadband users being more confident in the Internet than Narrowband users, who, in turn, were more confident than Past users, who were more confident than Non-users. There was also a

William Dutton and Adrian Shepherd

consistent pattern in the way Broadband users were more likely than Narrowband users to give a substantive answer to the question (as opposed to 'don't know'). In turn, Narrowband users were more likely to give a substantive response than Past users, who were more likely to do so than Non-users.

By contrast, on questions that do not relate to the Internet, Internet users and Non-users show similar levels of trust, as Table 5 showed.

Confidence in the reliability of information in the newspapers

Average evaluation of newspaper information reliability on a scale of 1-10, where 10 indicates total confidence.

Broadband users = 5.6

Narrowband users = 5.6

Past users = 5.7

Non-users = 5.4

The differences in evaluation between all groups were not significant at the .05 level.

Percentage responding 'don't know'

Broadband users = 2.2

Narrowband users = 1.3

Past users = 3.3

Non-users = 2.1

The differences in likelihood of a 'don't know' response between all groups were not significant at the .05 level.

Confidence in the reliability of information on the television

Average evaluation of television information reliability on a scale of 1-10, where 10 indicates total confidence:

Broadband users = 6.7

Narrowband users = 6.6

Past users = 6.6

Non-users = 6.5

The differences in evaluation between all groups were not significant at the .05 level.

Percentage Responding 'Don't Know'

Broadband users = 5.6

Narrowband users = 2.3

Past users = 5.8

Non-users = 2.8

Broadband users were significantly more likely to reply 'don't know' to the above question than were Narrowband users or Non-users, and Past users were significantly more likely to reply 'don't know' than were Narrowband users. Although there are significant differences between the groups, they show a very different pattern of significance than do the equivalent Internet-specific question, where Non-users were most likely to reply 'Don't Know', Past users the next likely, and so on.

NOTES

- 1 Earlier versions were presented at the Information, Communication, Society Symposium at the Oxford Internet Institute, Oxford, 17-20 Sept. 2003, and the Society for Social Studies of Science (4S) Conference, Atlanta, Georgia, 15 Oct. 2003. The authors thank Miles Yarrington, Robin Mansell, Richard Rose, Malcolm Peltu and several anonymous reviewers for their comments.
- 2 The concept of 'reconfiguring access' or 'shaping access' is developed in a synthesis of research on ICTs in Dutton (1999). A recent application of this concept to the context of broadband Internet is discussed in Dutton et al. (2003).
- 3 OxIS asked individuals: 'Do you yourself use the Internet at home, work, school, college or elsewhere or have you used the Internet anywhere in the past?' In response, 59% said they currently use the Internet; 6% said they had used it in the past; and 35% said they have never used the Internet. A discussion of Internet adoption is provided by Rose (2003).
- 4 A growing literature is devoted to comparing the impact of alternative media on interpersonal communications. Early experiments comparing face-to-face with mediated communication failed to substantiate many conventional expectations about the superiority of face-to-face interpersonal communication (Short et al. 1976). The debate has continued since (see, for example, Rice 1984; Johansen 1988; Ben-Ner and Putterman 2002; Riegelsberger et al. 2003). Work is focused often on the social implications of computer-mediated communication (CMC), generating a huge body of research as well as journals dedicated to the topic, such as the *Journal of Computer Mediated Communication*. This literature conveys the contingency of any impacts, and counters overly simplistic views that Internet or other CMC is trusted less than face-to-face communication.
- 5 For example, early survey research on privacy attitudes tended to find that managers and professionals who simply use ICTs were less concerned about threats to privacy than those most informed about ICTs, such as computer experts, or those least well informed, such as the poor (Dutton and Meadow 1987).
- 6 A comprehensive overview of research on the factors related to the perception of risk generally is provided by Jackson et al., Ch. 8. Also see Douglas and Wildavsky (1982).
- 7 Henri Grethen, Minister of the Economy of the Grand Duchy of Luxembourg, quoted in the preface to a 17-19 September 2003 Luxembourg conference on 'e-commerce trustmarks', see: www.e-trustmarks.lu (requires password).
- 8 Dutton is a co-principal investigator of the Oxford Internet Survey with Professor Richard Rose, director of OxIS at the Oxford Internet Institute. The sample design and field research were subcontracted to the London-based ICM Research (www.icmresearch.co.uk, accessed 17 Apr. 04), which provided valued input on question wording and survey design. The OII's work on it was supported by public and private sources, including sponsorship by the Broadcast Standards Commission and Freeserve.com. Sponsors of the Oxford Internet Surveys are provided a copy of the database at an early date. The OII retains full control over the design of the survey, sample, and the wording of all questions.
- 9 The OxIS questionnaire and additional information about the survey are available at <http://www.oii.ox.ac.uk/research/?rq=oxis>, accessed 18 Apr. 04.
- 10 These two dimensions of trust were defined through a factor analysis of items judged most closely related to the study's broad conceptual definition of cyber trust (see Appendix.2).
- 11 These two dimensions of trust were defined through a factor analysis of items judged most closely related to the broad conceptual definition (see Appendix 2).
- 12 This question is designed to conform to a traditional set of questions concerning trust in institutions. It is arguable, however, that there are no people who 'run' the Internet in the same way people run newspapers or the media. However, in pre-tests conducted prior to the study and in the survey interviews, this question did not surface confusion, and seemed to fit within the general scheme of institutional trust.
- 13 Respondents tended to agree that 'you can't be too careful in dealing with people'.
- 14 Socio-economic status was captured by the standard British social profile, which was coded 1-6, where 1 was assigned for the high socio-economic status, and 6 to those who rely on state income for support. Income was not used in the analysis as we had too many missing cases for this item. However, for those who answered the income question, we found a high correlation with our SES scale.
- 15 Education was coded 0 if the respondent had no qualification; 1 if they had a GCSE; 2 a vocational qualification; 3 an A-level; 4 a Bachelor's degree or equivalent; and 5 if they had higher than a Bachelor's degree.
- 16 Respondents who use email were asked: 'Which of the following most closely describes your attitude to receiving unsolicited email from people trying to sell you something, sometimes called spam?'
- 17 Given press attention to inappropriate content for children and to paedophiles attempting to meet children online, one might expect people living in households with children to be more concerned about risks or less confident in the Internet. We asked if there is anyone under 18 living in the person's household, and found this variable to be unrelated statistically within any of our models. Experience diminishes such concerns.
- 18 Recent World Internet Project reports include one by UCLA's Center for Communication Policy (CCP 2003). For information about WIP centers and reports, see: <http://www.worldinternetproject.net/published.html>, accessed 17 Apr. 04.
- 19 For a description of ACORN and other classifications of socio-economic status, see: <http://www.businessballs.com/demographicsclassifications.htm>, accessed 17 Apr. 04.

REFERENCES

- Bacharach, M.O.L. and Gambetta, D. (2001), 'Trust in Signs', in K. Cook (ed.) *Trust in Society*, New York: Russell Sage Foundation, pp. 148-84.
- Ben-Ner, A. and Putterman, L. (2002), 'Trust in the New Economy', *HRRI Working Paper 11-02*, Minnesota: University of Minnesota, Industrial Relations Centre.
- CCP (2003), Center for Communication Policy, 'The UCLA Internet Report: Surveying the Digital Future: Year Three', Los Angeles, CA: UCLA Center for Communication Policy, <http://ccp.ucla.edu/pdf/UCLA-Internet-Report-Year-Three.pdf>, accessed 17 Apr. 04.

Douglas, M. and Wildavsky, A. (1982), *Risk and Culture: An Essay on the Selection of Technical*

- Confidence and risk on the internet Cyber Trust & Crime Prevention Project
William Dutton and Adrian Shepherd
and Environmental Dangers, Berkeley CA: University of California Press.
- Dutton, W.H. (1999), *Society on the Line: Information Politics in the Digital Age*, Oxford and New York: Oxford University Press.
- Dutton, W.H., and Meadow, R.G. (1987), 'A Tolerance for Surveillance: American Public Opinion Concerning Privacy and Civil Liberties', in K.B. Levitan (ed.) *Government Infrastructures*, Westport CT: Greenwood Press, pp. 147-70.
- Dutton, W.H., Gillett, S.E., McKnight, L.W. and Peltu, M. (2003), 'Broadband Internet: The Power to Reconfigure Access', *OII Forum Discussion Paper No. 1*, Oxford: Oxford Internet Institute, University of Oxford.
- Guerra, G.A., Zizzo, D.J., Dutton, W.H., and Peltu, M. (2003), 'Economics of Trust: Trust and the Information Economy', DSTI/ICCP/IE/REG(2002)2, OECD, Paris and OII Research Report No. 1, www.oii.ox.ac.uk, accessed 17 Apr. 04.
- Jackson, J., Allum, N. and Gaskell, G. (2003), 'Public Perception of Risk: A Review of the Research Literature', see Ch. 8 in this volume.
- Johansen, R. (1988), *Groupware*, New York: Free Press.
- Katz, J., and Rice, R. E. (2002), *Social Consequences of Internet Use: Access, Involvement, and Interaction*, Cambridge MA: MIT Press.
- Lohse, G.L., Bellman, S. and Johnston, E.J. (2000), 'Consumer Buying Behavior on the Internet: Findings from Panel Data', *Journal of Interactive Marketing* 14(1): 15-29.
- Lunn, R.J., and Suman, M.W. (2002), 'Experience and Trust in Online Shopping', in B. Wellman and C. Haythornthwaite (eds) *The Internet in Everyday Life*, Oxford: Blackwell, pp. 549-77.
- MacKenzie, D. (1999), 'The Certainty Trough', in W.H. Dutton (ed.), *Society on the Line*, Oxford/New York: Oxford University Press, pp. 43-46.
- OECD (2002), *Guidelines on the Protection of Privacy and Transborder Flows of Personal Data*, Paris: OECD.
- Rice, R. (1984), 'Mediated Group Communication' in R. Rice and Associates (eds) *The New Media: Communication, Research, and Technology*, Beverly Hills CA: Sage, pp. 129-54.
- Riegelsberger, J., Sasse, M.A. and McCarthy, J.D. (2003), 'The Researcher's Dilemma: Evaluating Trust in Computer-Mediated Communication', *International Journal of Human-Computer Studies* 58(6): 759-81.
- Rose, R. (2003), 'The Dynamics of Digital Choice', paper delivered at the Information, Communication, Society Symposium, Oxford Internet Institute, University of Oxford, 19 September.
- Short, J., Williams, E. and Christie, B. (1976), *The Social Psychology of Telecommunications*, Chichester: John Wiley & Sons.
- Urban, G.L. and Sultan, F. (2000), 'Placing Trust at the Center of your Internet Strategy', *Sloan Management Review* 42(1): 39-48.
- Uslaner, E. (2000), 'Trust, Civic Engagement and the Internet', paper presented at the Joint Sessions of the European Consortium for Political Research, University of Grenoble, Switzerland, April.
- Wallace, P. (2001), *The Psychology of the Internet*, Cambridge: Cambridge University Press.